

TikTok Creator Marketplace Pay for Creators





Contents

**1 . Creator Marketplace
Pay Guide**

2 . Setup

3 . Payment

4 . FAQ

1.

Creator Marketplace Pay Guide



What is Creator Marketplace Pay?

TikTok Creator Marketplace Pay (TTCM Pay) is a safe, streamlined and fee-free payment solution that offers end-to-end payment management and invoice tracking for your campaigns all within the TTCM platform.

What TikTok products use TTCM Pay?

TTCM Pay is used to pay creators for TTCM branded content, TikTok Pulse, Creator For Creatives (CFC) and SoundOn payments.



What are the benefits of TTCM Pay?

TTCM Pay helps you get paid directly through the Creator Marketplace safely, efficiently, and fee-free.

- **No transaction fees:** It's free to use TTCM Pay! No transaction service charge or commission fees involved means more money directly to your pockets.
- **Get paid faster, on a clear timeline:** No more chasing down payments. With TTCM Pay, creators get paid no later than 7 days after their video is posted.
- **A safer way to track payments:** TTCM Pay works in partnership with vetted third-party systems, like Stripe, avoiding offline transaction fraudulence and disputes.
- **Payment management, in one place:** From contracting to invoices to withdrawal tracking, TTCM Pay simplifies an often manual, slow creator payout process.

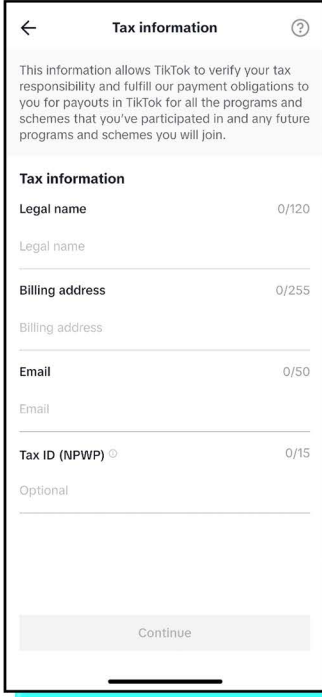
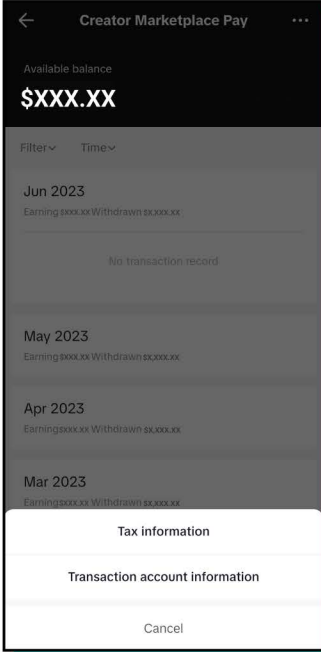
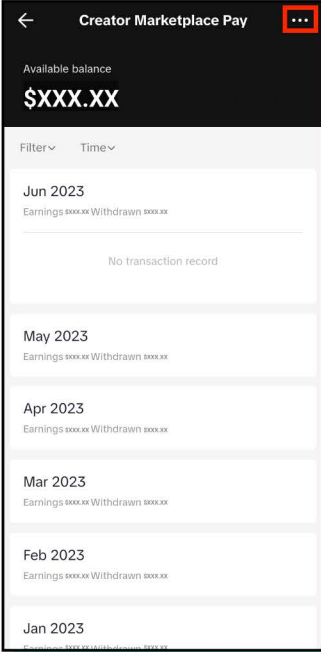
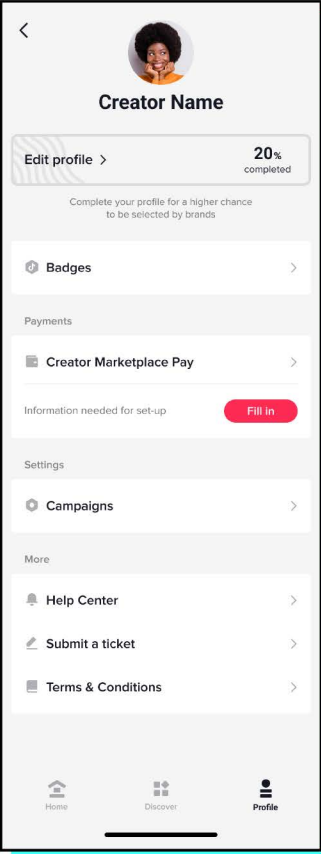
2. Setup



How do I set up TTCM Pay?

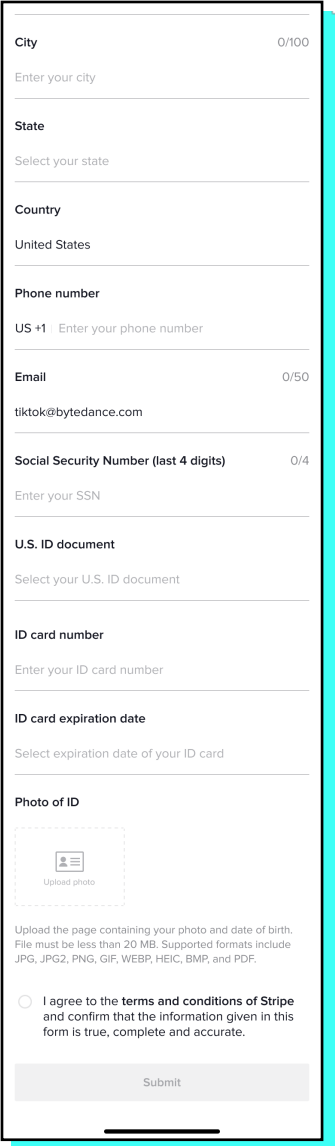
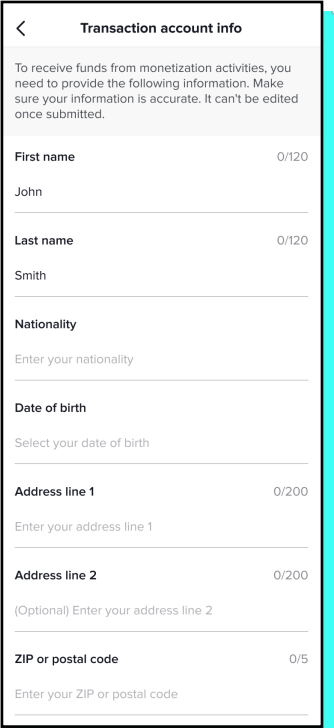
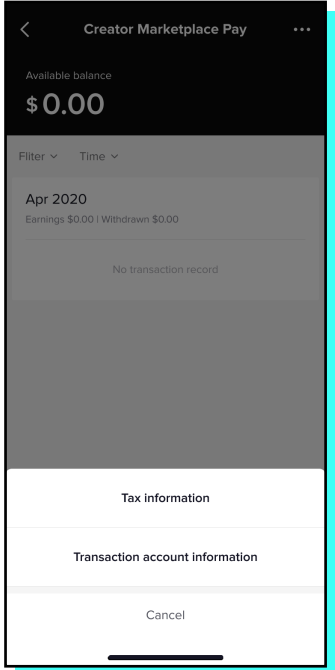
After creating your Creator Marketplace account, you can set up payment by going to **Creator Marketplace > Profile > Creator Marketplace Pay** to complete the following 2 steps:

1. Fill out tax information.



How do I set up TTCM Pay?

2. Create a transaction account. Once submitted, your information will be reviewed and approved within 24 hours. You will receive a notification upon approval.



Note. Please adhere to the below formats for your transaction account info:

Info	Format / Document Type
ZIP or postal code	5 digits
Country	Must be "United States"
Phone number	10 digits
U.S. ID document	National Identity Card / Passport / Passport card / Driver license / State issued ID card / Resident permit ID / U.S. Green Card / Border crossing card / Child ID card / NYC card / U.S. visa card
Proof of ID	<ul style="list-style-type: none">• Complete documents must be uploaded. A complete document is defined as:<ul style="list-style-type: none">◦ Both front and back of a driver's license or identity card◦ The entire personal information page of a passport• Documents must be valid and not expired• Documents must be uploaded in full color (i.e. no black-and-white scans or photocopies)• Documents must be clear and large enough to read• Documents must be fully shown in the photo with four corners

Will I receive a Form 1099 and where can I find it?

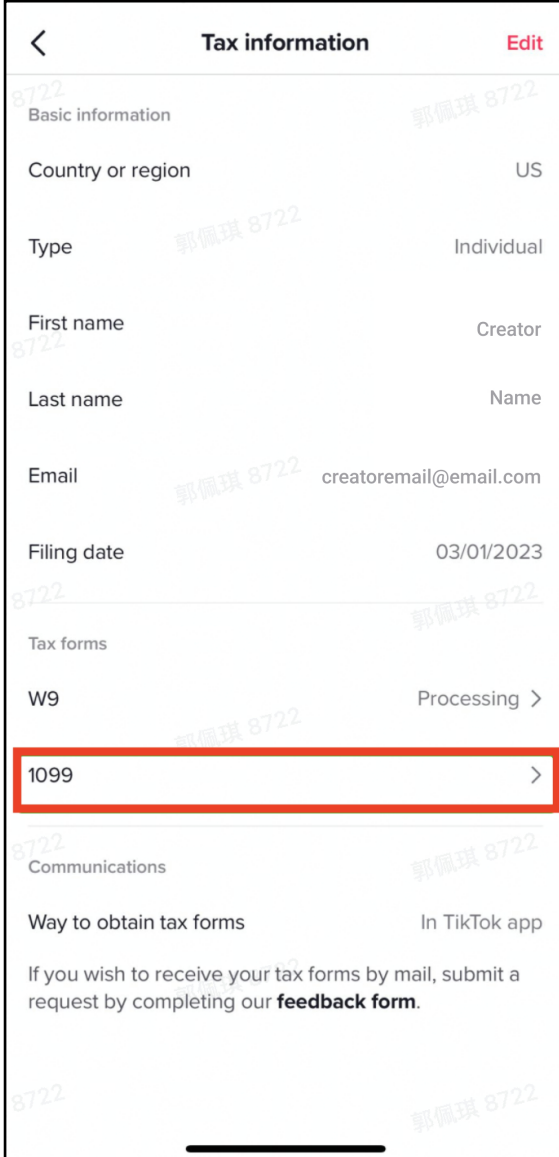
You can access your Form 1099 within Creator Marketplace. It will provide details on the funds you received from TTCM during the year.

You can find it by going to:

Creator Marketplace > Profile > Creator Marketplace Pay > Drop down menu (top right corner) > Tax information

Note: Form 1099 will not be issued if your annual income is less than \$600 USD.

Disclaimer: TikTok does not provide legal or tax advice. Please seek any required tax or legal advice from a licensed professional.



Tax information		Edit
Basic information		
Country or region		US
Type		Individual
First name		Creator
Last name		Name
Email		creatoremail@email.com
Filing date		03/01/2023
Tax forms		
W9		Processing >
1099		>
Communications		
Way to obtain tax forms		In TikTok app
If you wish to receive your tax forms by mail, submit a request by completing our feedback form .		

Where will I see the price proposed by the brand?

With each campaign, you will receive campaign and collaboration deals including number of deliverables, proposed price and a TTCM contract. Please note that the price proposed by the brand cannot be changed once you confirm the order details and accept the order. For campaigns that are negotiable, you can choose to propose a new price, which the brand can then accept, reject or further modify.

After both parties have confirmed the campaign details and accepted the TTCM Contract, you are ready to create your content.

Where will I see the price proposed by the brand?

Note: If a brand selects "online and offline" payment method, you are able to choose the payment method you prefer. You can only select online payment after you are successfully signed up for TTCM Pay.

Collaboration details

Creator Campaign: Go Big

- Brand Name
- Upload Video (x) days after order starts
- 1 branded video(s) requested
- Video script required

Campaign details >

Proposed payment Negotiable

Proposed amount \$XXX.XX USD >

Payment method Online >

Free product(s) Address optional >

Additional details

Ad authorization 30 days >

About you

Email creatoremail@email.com >

Phone number +1 XXXXXXXXXX >

Pitch Filled in >

I agree to the **TikTok Creator Marketplace Contract**, and understand that the terms and conditions will apply to both myself and the Brand for this campaign.

Apply

Order confirmation

Creator Campaign: Go Big

- Brand Name
- Upload Video (x) days after order starts
- 1 branded video(s) requested
- Video script required

Campaign details >

Offers Negotiable

Proposed payment \$XXX.XX USD

Brand's payment method Offline

Free product Optional >

Additional

Select payment method X

Online Recommended
Safe and quick payment guaranteed.

Offline
Discuss with the brand about how you'd like to get paid.

3. Payment

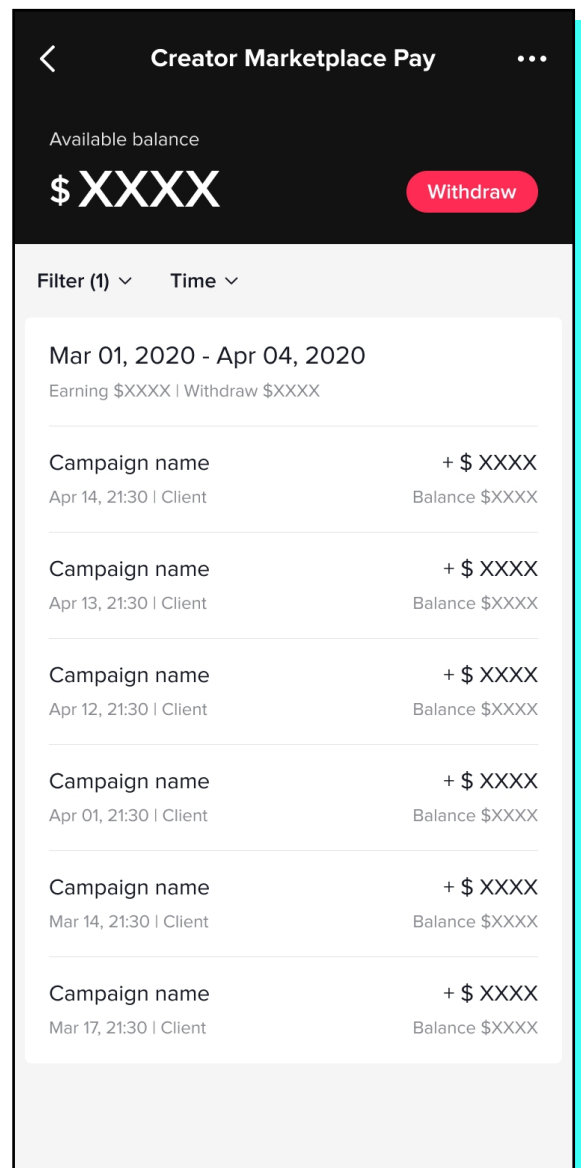
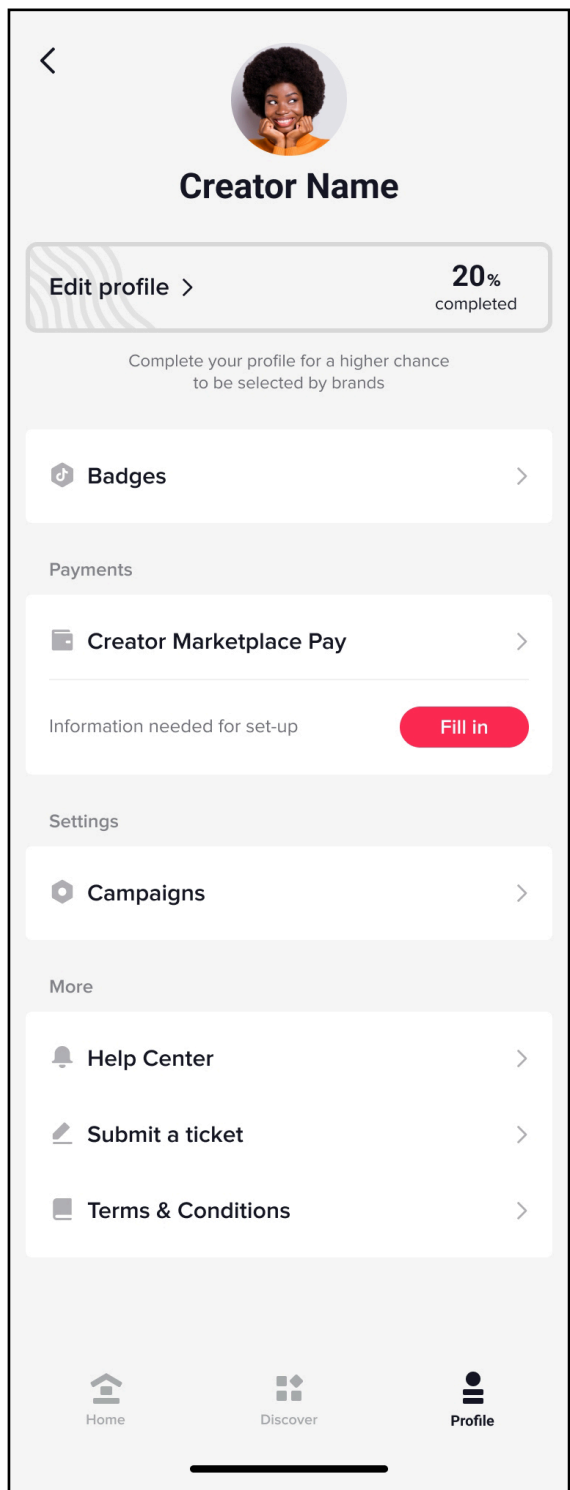


When will I get paid?

After you post your video deliverable(s), the brand will confirm the completion of the campaign. Then, payment will be transferred to your Creator Marketplace Pay balance. The campaign will be automatically marked complete 7 days after the video is posted if the brand does not confirm completion manually.

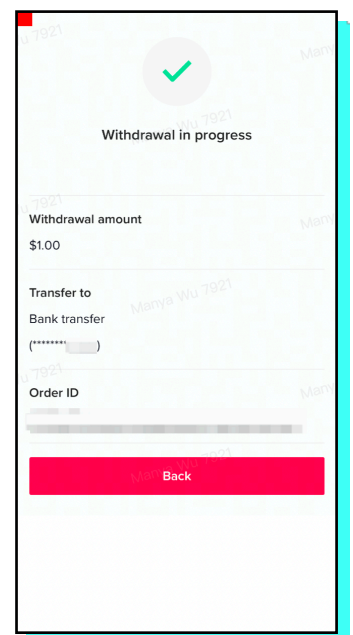
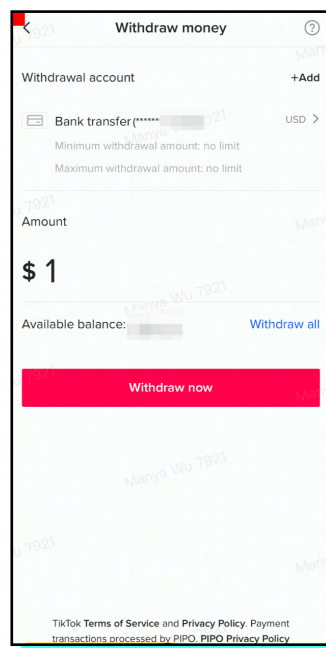
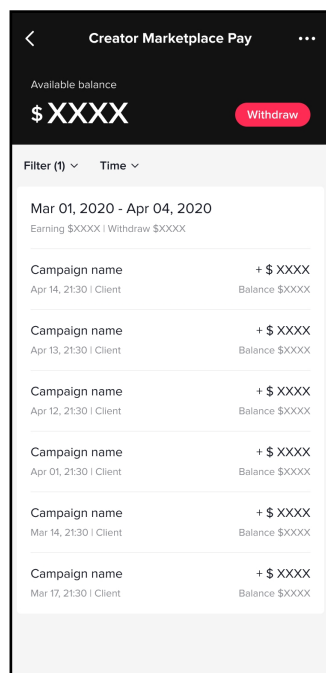
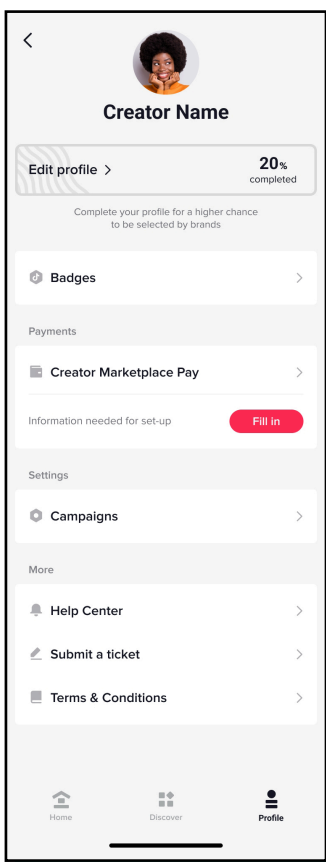
When will I get paid?

For detailed transaction records, go to **Creator Marketplace > Profile > Creator Marketplace Pay** and click on the individual transaction to bring up details.



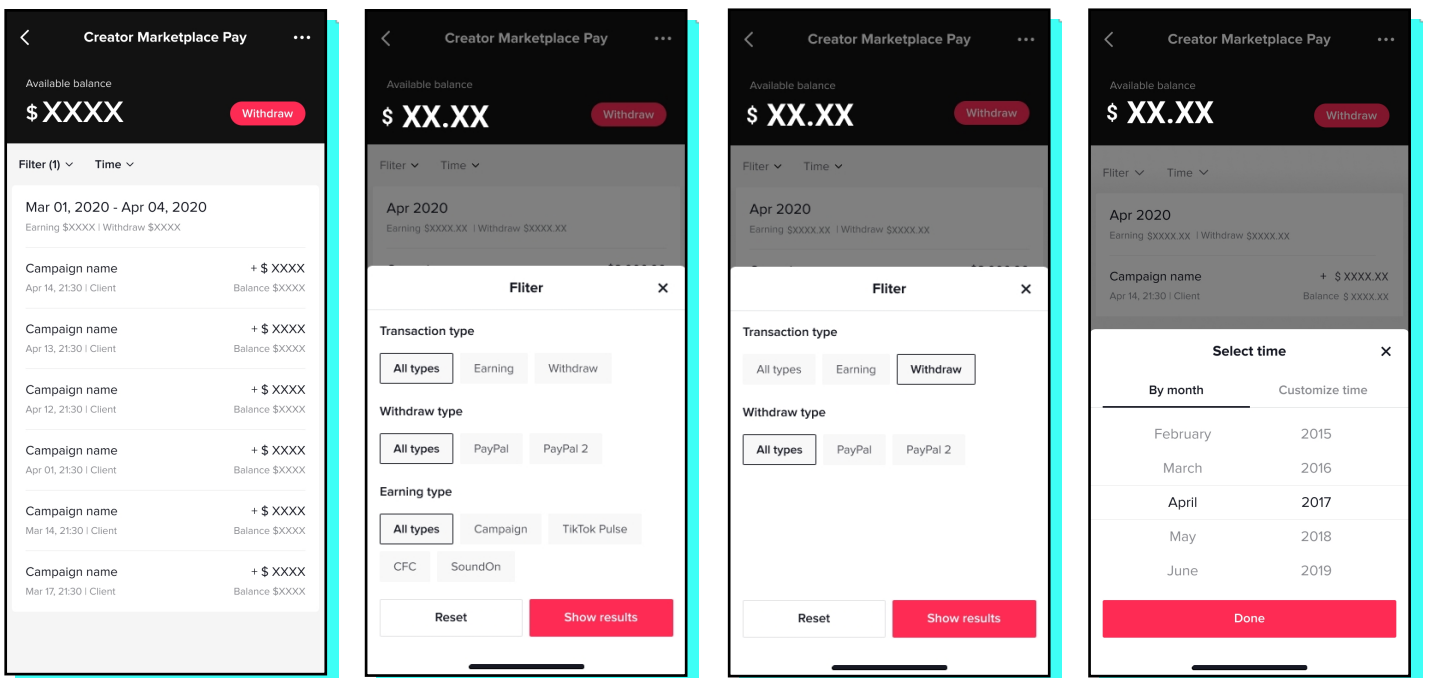
How do I withdraw the funds?

To withdraw your balance into your bank account, go to **Creator Marketplace > Profile > Creator Marketplace Pay > Withdraw**. It may take 3-5 business days for you to receive the money depending on the processing time from your financial institution.



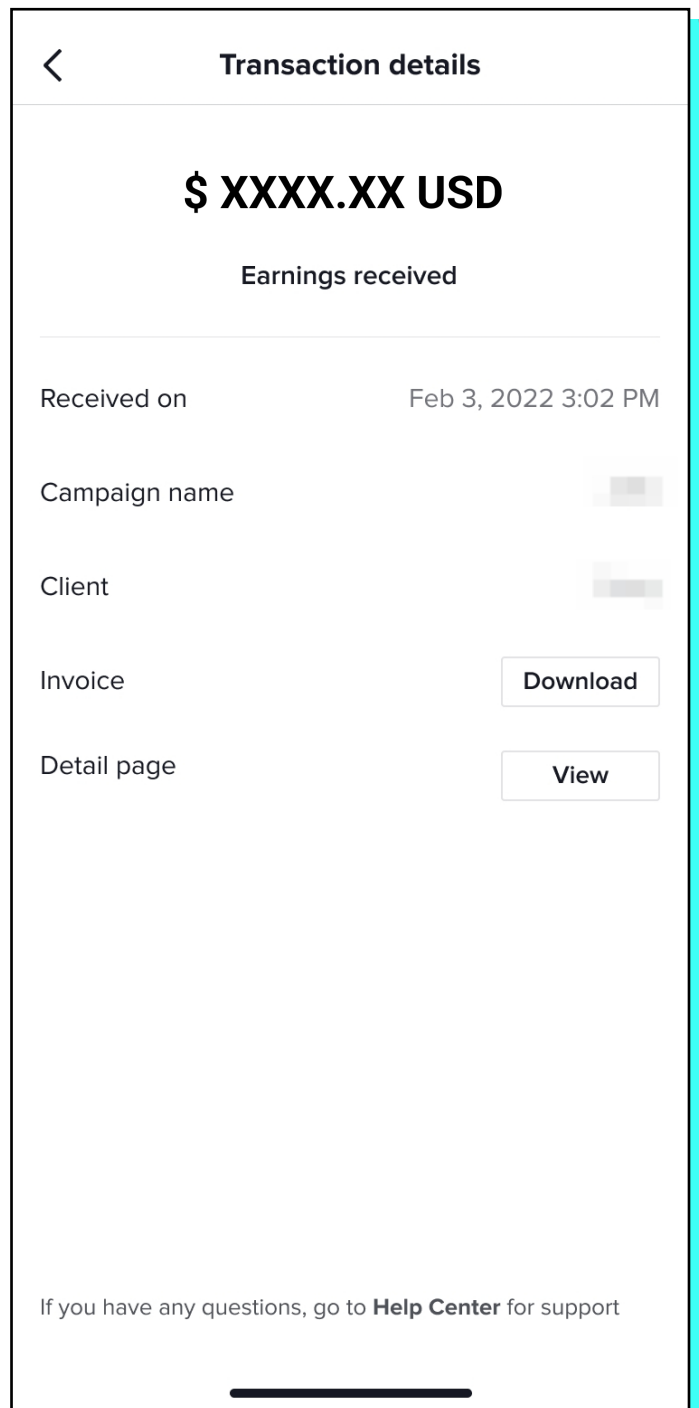
Where can I find my withdrawal history?

To view your past withdrawals, go to **Creator Marketplace > Profile > Creator Marketplace Pay**. You can see filter past payments by transaction type, campaign types, withdrawal channel, and time period. Clicking on a record will open further details.



Where can I access past invoices?

To view and download invoices go to **Creator Marketplace > Profile > Creator Marketplace Pay**. Select the transaction you want to view and select 'Download' next to 'Invoice.'



What happens in case of a cancellation?

Both brands and creators can request to cancel an order. If one party does not respond to the other party's cancellation request within 7 days upon the submission of the request, the order will be automatically canceled.

If you use the TTCM online contract, your cancellation is subject to our [Refund Policy](#).

4. FAQ



General

Is there a service fee?

No, TTCM does not charge any service fees from brands or creators.

Can I work with brands in other countries?

Payment is supported for US creators working with brands in the US and certain APAC countries, where available. We are currently building additional cross-border payment capabilities.

Pulse

What is TikTok Pulse?

TikTok Pulse is our flagship Contextual ads product for brand advertisers. Through Pulse, advertisers can place ads adjacent to top performing content on TikTok. It is one of our first ad products to share ad revenue with creators. Previously, creators had limited monetization opportunities on TikTok. TikTok Pulse unlocks an additional source of potential revenue for creators and publishers on TikTok as we continue to innovate and test new ways to support our community.

How do I receive payments for TikTok Pulse?

You will receive payment via a notification sent by TikTok. Payment details will be shown in the notification. All Pulse payments are managed through Creator Marketplace Pay and can be withdrawn in the same way as other Creator Marketplace payments.

How often will I be paid out for Pulse?

Pulse payments are computed every calendar month based on the ad serving activity. The payments will be made net 30 days after the payment is finalized.

SoundOn

What is SoundOn?

SoundOn is an all-in-one platform for marketing and distribution, helping you build a career and find new fans through TikTok, exclusive partners, and on other digital streaming platforms through our global distribution service.

How do I receive payment for SoundOn?

You will receive payment via a notification sent by TikTok.

Payment details will be shown in the notification. If you have not yet joined TTCM, you will be prompted to sign up for TTCM .

Once signed up, you must enter your tax information and create a transaction account.

All SoundOn payments are managed through Creator Marketplace Pay and can be withdrawn in the same way as other Creator Marketplace payments.

Support & Feedback

If you have any other questions or feedback, feel free to go to **Creator Marketplace > Profile > Submit a ticket** to contact us.

✦ **Thanks!** ✦